



IEUCC 811 Council Meeting Minutes

Date: April 14, 2026 | 11:30 am PST

Location: Spokane Water Dist. #3 | 1225 N Yardley St - Spokane Valley, WA 99212

In Person Attendees: See sign-in sheet on file for in-person attendance.

Virtual Attendees: Stacey Barrett (IEUCC Staff), Alexis Barrett (IEUCC Staff), Joey Epling, Bruce Hathaway, and Ashley Murray

Call to Order

The meeting was called to order by the President. A quorum was confirmed.

GENERAL BUSINESS

Minutes

Board reviewed minutes from the March 10, 2026 meeting. A motion was made to accept the minutes. A second was made and it passed unanimously.

Invoice Approvals

No invoices were presented for review or approval at this meeting.

Financial Statement Review

The Council reviewed March financials and requested enhancements to reporting, including the addition of a month-to-date income and expense column.

Membership Dues/Bylaw Structure

Discussion was held regarding proposed updates to the bylaws and membership structure. The Council reviewed options to simplify the current model, including aligning membership categories and standardizing dues across member types.

Additional updates to the bylaws, including clarification of roles and structure, will continue to be developed and brought back for further review. The Council discussed potential expansion of the board structure, including the addition of a secretary position, and agreed to revisit the topic at a future meeting.

The Council also identified a need for clearer governance and communication structure and will develop a flowchart and supporting appendix to outline roles and responsibilities among the various entities involved.

[Type here]

One Call Concept Report

The Council discussed One Call Concepts and the implementation of ticket-based membership dues. Conversation focused on how ticket fees are assessed, alignment with membership categories, and considerations for billing structure moving forward.

A motion was made to proceed with the billing process as previously directed by Council, including a minimum \$50 annual fee per member, with a \$1.20 per notification fee applied after the credit is used. The motion was seconded and approved.

PUBLIC OUTREACH

Advertising

Regarding advertising plans for 2026, discussion centered on potential billboard options. S. Barrett was tasked with reaching out to Lamar to negotiate a revised proposal for half of the originally proposed billboard package (11 billboards for 16 weeks) at a reduced cost of \$12,000, down from \$24,000. S. Barrett will report back at the April meeting for Council consideration and vote.

Dozier Days

Discussion was held regarding Dozer Days scheduled for May 2–3. The Council reviewed volunteer coordination, including distribution of event tickets to support participation.

The Council also discussed event preparation, including inventory and coordination of swag to be distributed at the IEUCC booth. S Barrett will review available materials and coordinate logistics for pickup and on-site distribution.

CONTRACTOR OUTREACH

2027 Contractors' Breakfast

The Council discussed plans for the 811 Dig Breakfast, scheduled for January 20, 2027, at the CenterPlace Regional Event Center.

Contractor Engagement Strategies

The Council discussed strategies to strengthen contractor engagement at IEUCC events, including exploring partnerships with local organizations and contractor associations to expand outreach.

Next Board Meeting*

May 12, 2026 at 11:30 am at the Spokane Water Dist. In Spokane Valley, WA.

There being no further business to come before the Board, the meeting was adjourned.


Outgoing
IEUCC


Totals		0	25030	29	0	25059
District	Company Name	Fax/DD	Email/FTP	EI	Other	Total
4LKWD01	4 LAKES WTR I	0	1	0	0	1
AC1S801	AVISTA	0	113	0	0	113
AC1S810	AVISTA	0	2	0	0	2
ADTN201	AVISTA	0	4	0	0	4
ADTN701	AVISTA	0	4	0	0	4
AFAB601	AVISTA	0	4	0	0	4
AIRHT01	CITY OF AIRW/	0	46	0	0	46
ARDNT01	ARDENT WIREI	0	0	0	0	0
ATS02	AMERICAN TR/	0	2	0	0	2
ATT05	AT&T CORP	0	179	0	0	179
AVCO101	AVISTA	0	182	0	0	182
AVCO301	AVISTA	0	19	0	0	19
AVCO401	AVISTA	0	3	0	0	3
AVCO501	AVISTA UTILITI	0	0	0	0	0
AVDA101	AVISTA	0	91	0	0	91
AVDA201	AVISTA	0	0	0	0	0
AVDA501	AVISTA UTILITI	0	0	0	0	0
AVDP101	AVISTA	0	351	0	0	351
AVDP201	AVISTA	0	289	0	0	289
AVDP301	AVISTA	0	40	0	0	40
AVDP401	AVISTA	0	0	0	0	0
AVDP501	AVISTA	0	0	0	0	0
AVPA10	AVISTA	0	0	0	0	0
AVPA101	AVISTA	0	18	0	0	18
AVPA201	AVISTA UTILITI	0	4	0	0	4
AVPA50	AVISTA UTILITI	0	0	0	0	0
AVSN401	AVISTA UTILITI	0	18	0	0	18
AVSP101	AVISTA	0	3148	0	0	3148
AVSP201	AVISTA	0	3499	0	0	3499
AVSP301	AVISTA	0	156	0	0	156
AVSP501	AVISTA	0	28	0	0	28
AVSS401	AVISTA UTILITI	0	23	0	0	23
AVSW401	AVISTA UTILITI	0	0	0	0	0
BBC01	BALFOUR BEA	0	0	0	0	0
BNSF01	BNSF RR	0	135	0	0	135
CARN01	CARNHOPE IRF	0	33	0	0	33
CCWAI01	COMCAST CAB	0	1767	0	0	1767
CHASP01	CHATTAROY SI	0	0	0	0	0
CHENEY01	CITY OF CHENI	0	100	0	0	100
CHTWA02	CHARTER COM	0	74	0	0	74
CIRR01	CONSOLIDATE	0	215	0	0	215
CLRLK01	CLEAR LAKE W	0	3	0	0	3
CMDLK01	CITY OF MEDIC	0	42	0	0	42
COLL01	CITY OF LIBER	0	170	0	0	170
CONSUP01	CONSOLIDATE	0	2	0	0	2
CSD36001	CHENEY SCHO	0	59	0	0	59
DAVISC01	DAVIS COMMU	0	181	0	0	181
DEERPK01	CITY OF DEER	0	48	0	0	48

DH01	DEACONESS H	0	0	0	0	0
DPCRK01	DEEP CREEK F	0	3	0	0	3
DPCRK10	DEEP CREEK F	0	3	0	0	3
ELD01	EDGREN-LENT.	0	0	0	0	0
ESWD101	EAST SPOKANI	0	38	0	0	38
EVSD01	EAST VALLEY S	0	9	0	0	9
EWU01	EASTERN WAS	0	5	0	0	5
F37WA03	FORGED FIBEF	0	334	0	0	334
FAFB01	FAIRCHILD AIR	0	5	0	0	5
FAFB02	FAIRCHILD AIR	0	5	0	0	5
FAFB03	FAIRCHILD AIR	0	5	0	0	5
FAFB04	FAIRCHILD AIR	0	5	0	0	5
FAFB05	FAIRCHILD AIR	0	5	0	0	5
FAFB06	FAIRCHILD AIR	0	5	0	0	5
FAFB07	FAIRCHILD AIR	0	5	0	0	5
FAFB08	FAIRCHILD AIR	0	5	0	0	5
FAFB10	FAIRCHILD AIR	0	5	0	0	5
FB02	FATBEAM, LLC	0	80	0	0	80
FBRLNK01	ZAYO BANDWII	0	129	0	0	129
FPLLC01	FRANKLIN PAR	0	2	0	0	2
FPMC01	FRANKLIN PAR	0	3	0	0	3
FRFLD01	TOWN OF FAIR	0	4	0	0	4
GBWA01	GREEN BLUFF	0	2	0	0	2
GONZGA01	GONZAGA UNIV	0	17	0	0	17
GRHA01	GREENRIDGE I	0	1	0	0	1
HFH01	PROVIDENCE F	0	1	0	0	1
HGMNWD01	HANGMAN HILL	0	2	0	0	2
HHEA01	HIDDEN HILLS	0	0	0	0	0
HUTCH01	HUTCHINSON I	0	30	0	0	30
HUTTON01	HUTTON SETTI	0	5	0	0	5
IEPC01	INLAND EMPIRI	0	3	0	0	3
IEPC02	INLAND EMPIRI	0	3	0	0	3
IIG03	INTERMOUNTA	0	69	0	0	69
INDVIL01	INDIAN VILLAG	0	1	0	0	1
INLND02	INLAND POWEI	0	678	0	0	678
IPUD01	INVERNESS PL	0	0	0	0	0
IRVIN01	IRVIN WATER I	0	22	0	0	22
KNCOM01	KNIGHTCOM	0	23	0	0	23
KTEL01	KOOTENAI ELE	0	3	0	0	3
KTU01	KALISPEL TRIB	0	1	0	0	1
LATAH01	TOWN OF LAT/	0	2	0	0	2
LIBLK01	LIBERTY LK SV	0	162	0	0	162
LOON01	LOON LAKE SE	0	13	0	0	13
MCI06	MCI	0	419	0	0	419
MEADSD01	MEAD SCHOOL	0	6	0	0	6
MEW01	MODERN ELEC	0	116	0	0	116
MHT01	MULLEN HILL T	0	1	0	0	1
MID1801	MODEL IRRIGA	0	150	0	0	150
MID1810	MODEL IRRIGA	0	150	0	0	150
MID1820	MODEL IRRIGA	0	150	0	0	150
MILLWD01	TOWN OF MILL	0	10	0	0	10
MOAB01	MOAB IRRIGAT	0	14	0	0	14
MOAB10	MOAB IRRIGAT	0	14	0	0	14

MSM01	MT ST MICHAEL	0	1	0	0	1
MTVERN01	MT VERNON T	0	0	0	0	0
NMDWW01	N MEADOWS W	0	0	0	0	0
NOANT03	NORTHWEST C	0	2	0	0	2
NOSIR01	NORTH SPOKA	0	13	0	0	13
NOSIR10	NORTH SPOKA	0	13	0	0	13
NOSIR20	NORTH SPOKA	0	13	0	0	13
NOSIR30	NORTH SPOKA	0	13	0	0	13
ORCHRD01	ORCHARD AVE	0	12	0	0	12
OTRLW01	OLD TRAILS W.	0	1	0	0	1
PGETN10	TRANS CANAD.	0	0	0	0	0
PGETNW01	TRANS CANAD.	0	51	0	0	51
PIONER01	PIONEER WATI	0	1	0	0	1
PNCRFT01	PINECROFT MC	0	0	0	0	0
POPUD02	PEND OREILLE	0	1	0	0	1
POWC02	PORT OF WHIT	0	13	0	0	13
PPIRR01	PASADENA PAI	0	38	0	0	38
PPIRR10	PASADENA PK	0	38	0	0	38
PPIRR20	PASADENA PK	0	38	0	0	38
PPIRR30	PASADENA PK	0	38	0	0	38
PPIRR40	PASADENA PK	0	38	0	0	38
PROA01	PONDEROSA R	0	2	0	0	2
PTC07	PIONEER TELE	0	3	0	0	3
PVMHC01	PLEASANT VIE'	0	2	0	0	2
QLNWA32	CTLQL-CENTUI	0	2262	0	0	2262
RCKFD01	TOWN OF ROC	0	2	0	0	2
RDGWTR01	RIDGE WATER	0	1	0	0	1
REDSP01	RED SPECTRU	0	17	0	0	17
RIVSD01	RIVERSIDE SCI	0	4	0	0	4
RIVWA02	RIVIAN LLC	0	0	0	0	0
RLWA01	REFLECTION L	0	1	0	0	1
RRES01	RINAURO RESI	0	0	0	0	0
RVRBF01	RIVER BLUFF M	0	13	0	0	13
RVWA01	RIVERVALE W/	0	0	0	0	0
SANS01	SANS SOUCI W	0	4	0	0	4
SHMC01	SACRED HEAR	0	0	0	0	0
SNAP01	SNAP	0	1	0	0	1
SPAIR01	SPOKANE INTL	0	16	0	0	16
SPANGL01	TOWN OF SPAI	0	4	0	0	4
SPCC01	SPOKANE COM	0	0	0	0	0
SPECT01	SPECTRUM FIE	0	18	0	0	18
SPENG01	SPOKANE COU	0	569	0	0	569
SPENG03	SPOKANE COU	0	29	0	0	29
SPIN01	SPOKANE INDL	0	14	0	0	14
SPIN10	SPOKANE INDL	0	14	0	0	14
SPKVL02	CITY OF SPOK/	0	72	0	0	72
SPKVL03	CITY OF SPOK/	0	200	0	0	200
SPKVL01	CITY OF SPOK/	0	877	0	0	877
SPOKAN02	CITY OF SPOK/	0	1788	0	0	1788
SPRING01	TOWN OF SPR	0	8	0	0	8
SPRINT02	COGENT COMM	0	69	0	0	69
SPUR01	SPUR INDUSTF	0	3	0	0	3
SPUT01	SPOKANE CO E	0	1318	0	0	1318

SPUT02	SPOKANE CO E	0	0	0	0	0
SPUT20	SPOKANE CO E	0	0	29	0	29
SPWD01	SPOKANE COU	0	335	0	0	335
STA01	SPOKANE TRAI	0	3	0	0	3
STEVE01	PUD #1 OF STE	0	84	0	0	84
STRATH01	STRATHVIEW V	0	4	0	0	4
SYN01	SYRINGA NETV	0	2	0	0	2
TDSM01	TDS METROCC	0	837	0	0	837
TMBLN01	TIMBERLINE M	0	3	0	0	3
TOS10	TOWN OF SPR	0	8	0	0	8
TRENT01	TRENTWOOD I	0	21	0	0	21
TSO05	MARATHON PIF	0	44	0	0	44
TWT01	LEVEL 3 NOW I	0	46	0	0	46
UP02	PINE ROCK HO	0	0	0	0	0
VELVW01	VELVIEW WATI	0	0	0	0	0
VERA01	VERA WTR & P	0	266	0	0	266
VHW1201	VALLEY OF THI	0	0	0	0	0
VHW1210	VALLEY OF THI	0	0	0	0	0
WGPWA99	WILLIAMS NW I	0	1	0	0	1
WHIT01	WHITWORTH V	0	493	0	0	493
WHITC01	WHITWORTH C	0	9	0	0	9
WLBC01	WILLIAMS LAKE	0	0	0	0	0
WLMSP06	WILLIAMS NW I	0	55	0	0	55
WLS01	WILLIAMS LAKE	0	0	0	0	0
WLS010	WILLIAMS LAKE	0	0	0	0	0
WLS020	WILLIAMS LAKE	0	0	0	0	0
WSDOT14	WASHINGTON	0	115	0	0	115
WSPER01	WA STATE PAF	0	2	0	0	2
WSUS01	WA STATE UNI	0	0	0	0	0
WTPO01	WEST TERRAC	0	0	0	0	0
YPLWA03	PHILLIPS 66 PIF	0	73	0	0	73
YPLWA04	PHILLIPS 66	0	15	0	0	15
ZIPWA03	ZIPLY FIBER	0	1203	0	0	1203





	Total Number ITIC 2018	Total Number Tickets 2018	Total Number ITIC 2019	Total Number Tickets 2019	Total Number ITIC 2020	Total Number Tickets 2020
J	1461	2105	1440	2081	1178	1858
F	1506	2138	907	1169	1528	2455
M	2537	4169	1961	2909	2275	3633
A	2708	4944	3167	5619	1950	3968
M	2849	5643	3016	5373	2640	4820
J	2508	4503	2614	4584	2842	5020
J	2491	4330	2795	4770	2513	4319
A	2565	4439	2776	4634	2331	4063
S	2122	3778	2598	4405	2480	4177
O	2522	4302	2897	4571	2520	3915
N	1857	2879	1751	2746	1852	2637
D	1122	1692	1200	1920	1570	2219

ITIC numbers

Total Number ITIC 2021	Total Number Tickets 2021	Total Number ITIC 2022	Total Number Tickets 2022	Total Number ITIC 2023	Total Number Tickets 2023	Total Number ITIC 2024
1516	2298	1447	1873	1292	1768	1502
1611	2249	1688	2351	1278	1874	1863
3667	5014	3396	4706	2861	3817	2726
3748	5527	3375	4844	2981	4299	3487
3374	4989	3602	5058	3157	4687	3357
3433	4874	3225	4621	3440	4787	3097
3153	4489	2976	4216	2920	4120	3152
3240	4643	3096	4465	3169	4445	3199
3365	4725	2982	4193	2826	4099	2950
2781	3850	2533	3607	3029	4037	3192
2248	2968	1490	2029	2075	2756	1972
1528	2061	801	1077	1251	1638	2032

Total Number Tickets 2024	Total Number ITIC 2025	Total Number Tickets 2025	Total Number ITIC 2026	Total Number Tickets 2026	ITIC Volume Net Change	Incoming Net Change
1972	2131	2574	1940	2273	-191	-301
2555	1573	1867	2231	2653	658	786
3750	3330	4153	3578	4367	248	214
4857	4199	5380				
4582	3534	4596				
4177	3878	4884				
4090	3797	4839				
4155	3127	4088				
3838	3467	4480				
4095	3643	4587				
2523	2364	2875				
2457	1808	2192				

**Net %
Change**

**% ITIC
2026**

**% ITIC
2025**

-8.96%
41.83%
7.45%

85.35%
84.09%
81.93%

J 82.79%
F 84.25%
M 80.18%
A 78.05%
M 76.89%
J 79.40%
J 78.47%
A 76.49%
S 77.39%
O 79.42%
N 82.23%
D 82.48%

WA PHONE STATS/TOTALS MARCH 2026

IEUCC

	TOT TIME ANS	TOT CALLS ANS	CALL -ITICS	ANS ASA	TOT ASA -ITICS	TOT TIME ABAND	TOT CALLS ABAND	AVG ABAND TIME	AVG TALK TIME	AVG TALK -ITICS	TOT TIME In	Tickets
1	632	281	96	2	7	29	1	29	137	401	53	
2	38549	2429	615	16	63	3506	31	113	113	445	179	
3	11536	2080	520	6	22	1070	15	71	102	408	166	
4	9248	1976	499	5	19	203	7	29	107	423	161	
5	8212	1731	438	5	19	1251	8	156	105	413	141	
6	4312	1539	356	3	12	86	3	29	85	368	165	
7	2229	293	124	8	18	195	6	33	210	496	17	
8	1055	336	110	3	10	59	3	20	149	455	28	
9	43507	2343	624	19	70	1858	29	64	112	421	240	
10	34316	2243	524	15	65	978	15	65	95	409	198	
11	6370	1979	431	3	15	467	7	67	89	407	221	
12	10376	1827	470	6	22	825	7	118	106	413	170	
13	3560	1289	308	3	12	916	7	131	98	409	132	
14	2270	214	115	11	20	129	3	43	262	487	12	
15	621	271	69	2	9	2	1	2	97	380	10	
16	13963	2267	586	6	24	1144	15	76	104	404	150	
17	10226	2029	512	5	20	577	7	82	99	394	196	
18	13027	2108	521	6	25	345	11	31	109	439	195	
19	14181	1937	535	7	27	647	12	54	114	414	118	
20	8762	1656	407	5	22	196	6	33	109	442	143	
21	1032	325	133	3	8	48	3	16	212	518	18	
22	2261	337	118	7	19	377	6	63	165	471	20	
23	36854	2870	753	13	49	1235	32	39	109	417	257	
24	40961	2190	547	19	75	2713	26	104	103	411	172	
25	29949	2500	584	12	51	1478	19	78	98	418	230	
26	31930	2130	559	15	57	3249	17	191	106	405	226	
27	26034	1856	527	14	49	1079	14	77	119	419	187	
28	5058	299	138	17	37	60	3	20	232	502	28	
29	1408	343	108	4	13	277	3	92	150	475	32	
30	80543	2572	717	31	112	3181	41	78	121	434	218	
31	60126	2349	578	26	104	3072	33	93	109	442	284	

TOTALS

48601

391

4367

**AVG
ASA**

10

**AVG
ABAND
TIME**

68

**AVG
TALK
TIME**

127

	2020	2021	2022	2023	2024	2025	2026	Income Net Change	Net % Change
J	1858	2298	1873	1768	1972	2574	2273	-301	-11.60%
F	2455	2249	2351	1874	2556	1907	2653	788	42.10%
M	3833	5014	4708	4768	3817	3750	4163	487	5.15%
A	3888	5527	4844	4299	4857	5380			
M	4820	4989	5058	4687	4682	4568			
J	5020	4874	4821	4787	4177	4884			
J	4119	4489	4716	4120	4050	4639			
A	4083	4643	4485	4445	4155	4088			
S	4177	4725	4793	4099	3858	4480			
O	3815	3850	3807	4037	4055	4587			
N	2837	2968	3029	2756	2523	2875			
D	2219	2061	1077	1838	2457	2102			

	2020	2021	2022	2023	2024	2025	2026	Income Net Change	Net % Change	
J	1858	2298	1873	1768	1972	2574	2273	-301	-11.60%	
F	4313	4547	4224	3642	4527	4441	4926	485	10.90%	
M	7948	5981	8930	8930	7450	8277	8504	9293	699	8.13%
A	11014	15088	13744	11758	13334	13674				
M	16734	20077	18832	16445	17716	18570				
J	21584	24951	23453	21222	21863	24464				
J	20073	25440	27869	25352	25983	28203				
A	30136	34083	32134	29797	30138	32381				
B	34313	38808	36327	33894	33976	36881				
O	38228	42658	39924	37933	38071	41448				
N	40865	45028	41963	40889	40584	44323				
D	43884	47887	43046	42327	43051	46515				

	2020	2021	2022	2023	2024	2025	2026	Income Net Change	Net % Change	
J	12219	13888	12531	10216	11068	13621	13525	-96	-0.70%	
F	15382	14098	13962	10922	13934	8848	16124	6278	63.73%	
M	22578	25154	27993	21348	20577	22312	25059	2747	12.31%	
A	23486	31337	27952	23995	24852	27622				
M	28788	28579	28860	25894	23740	24063				
J	29823	27796	28650	25894	23740	24063				
J	29224	26475	23253	22881	21560	20749				
A	24120	28886	24243	22953	21683	22024				
B	24177	27135	22068	21154	19728	24139				
O	22801	22140	19825	17107	21543	23854				
N	18147	17667	11368	14894	13850	16538				
D	13976	12443	8263	9056	12223	12681				

	2020	2021	2022	2023	2024	2025	2026	Income Net Change	Net % Change	
J	12219	13888	12531	10216	11068	13621	13525	-96	-0.70%	
F	27801	27784	26513	21138	25002	23469	29849	6180	28.33%	
M	30177	36938	34068	32486	40579	40781	54708	8927	19.90%	
A	73813	86275	82459	66776	70411	73603				
M	102209	118584	111155	106884	84551	97868				
J	132222	144650	136884	117397	115519	123835				
J	158246	171152	159971	140279	135084					
A	182368	197931	184160	163809	158762	172808				
S	208143	225086	208828	184690	178467					
O	225644	247208	220853	200670	200333	220561				
N	246501	244863	238021	218027	217223	227087				
D	259266	277206	244284	229820	228946	249988				

	2020	2021	2022	2023	2024	2025	2026	Income Net Change	Net % Change	ITC %	ITC %	ITC %	ITC %	ITC %	ITC %	ITC %	
J	1178	1516	1447	1292	1502	2131	1940	-191	-8.96%	85.35%	83.40%	65.97%	77.26%	73.06%	78.17%	82.70%	85.30%
F	1528	1611	1888	1278	1863	1573	2231	658	41.83%	84.00%	82.24%	71.63%	71.80%	68.20%	72.92%	84.25%	84.00%
M	2275	3907	3396	2881	2726	3380					62.62%	73.14%	72.16%	74.96%	72.99%	80.16%	81.93%
A	1950	3148	3375	2981	3467	4159	3978	248	7.45%	81.93%	81.46%	87.81%	88.67%	86.84%	71.79%	78.65%	
M	2640	3374	3602	3157	3357	3534					64.77%	67.63%	71.21%	67.38%	73.28%	78.88%	
J	2842	3433	3225	3448	3097	3878					58.61%	70.48%	69.79%	71.88%	74.14%	79.40%	
A	2331	3240	3096	3169	3199	3127					67.37%	69.78%	69.34%	71.29%	78.90%	78.40%	
S	2480	3365	2962	2926	2950	3467					59.37%	71.22%	71.12%	68.84%	78.88%	77.38%	
O	2520	2781	2533	3029	3102	3643					64.37%	72.23%	70.22%	75.03%	77.95%	79.42%	
N	1852	2248	1490	2075	1972	2384					70.22%	75.74%	73.44%	75.29%	78.16%	82.22%	
D	1870	1528	801	1251	2032	1808					70.70%	74.14%	74.37%	78.37%	82.70%	82.48%	

	2020	2021	2022	2023	2024	2025	2026	Income Net Change	Net % Change	ITC %	ITC %	ITC %	ITC %	ITC %	ITC %	ITC %	
J	1178	1516	1447	1292	1502	2131	1940	-191	-8.96%	85.35%	83.40%	65.97%	77.26%	73.06%	78.17%	82.70%	85.30%
F	2708	3127	3135	2570	3365	3704	4171	487	12.61%	84.00%	82.24%	71.63%	71.80%	68.20%	72.92%	84.25%	84.00%
M	4881	6794	6571	5431	6091	7034	7749	715	10.10%	81.93%	69%	71%	72%	73%	74%	82%	83%
A	6831	10542	9606	8412	8978	11233					57%	71%	71%	71%	72%	80%	
M	8571	13516	13058	11959	12925	14787					58%	69%	73%	70%	75%	78%	
J	12413	17549	16733	15009	16052	18645					54%	69%	70%	70%	73%	78%	
J	14828	20502	19729	17929	19184	22442					58%	69%	73%	70%	75%	78%	
A	17287	23742	22865	21098	22883	25589					57%	70%	70%	71%	76%	78%	
S	19377	27107	23787	22024	23333	29038					68%	70%	70%	70%	77%	78%	
O	22287	29888	28320	26853	28225	32879					60%	71%	70%	72%	77%	78%	
N	24109	33188	29810	29028	30467	35843					64%	73%	73%	78%	79%		
D	25879	33664	30811	30279	32529	36851					68%	74%	72%	75%	79%	81%	

	2020	2021	2022	2023	2024	2025	2026	Average Tickler Net Change	Net % Change	
J	60	74	65	57	64	83	73	-10	-11.60%	
F	85	80	84	67	88	87	95	28	42.10%	
M	117	162	152	123	121	154	141	7	5.15%	
A	132	184	161	143	162	179				
M	152	161	163	143	149	148				
J	167	162	154	160	139	163				
J	159	142	156	132	132	156				
A	131	150	149	143	134	132				
S	159	158	149	142	137	148				
O	128	124	116	130	132	148				
N	88	98	98	82	84	93				
D	72	66	55	53	79	71				

	2020	2021	2022	2023	2024	2025	2026	Income Net Change	Net % Change	
J	6.58	6.98	6.69	5.78	5.81	5.29	5.95			
F	6.27	6.27	5.95	5.83	5.45	5.27	6.08			
M	6.21	6.81	5.95	5.93	5.49	5.37	5.74			
A	5.91	5.87	5.77	5.42	5.11	5.17				
M	5.97	5.73	5.87	5.52	5.18	5.24				
J	5.98	5.70	5.53	5.42	5.12	5.38				
J	6.00	5.90	5.62	5.51	5.27	5.53				
A	5.94	5.77	5.43	5.29	5.22	5.39				
S	5.84	5.74	5.41	5.16	5.14	5.39				
O	5.82	5.75	5.50	5.23	5.28	5.19				
N	6.12	5.95	5.65	5.33	5.43	5.75				
D	4.19	4.06	4.89	4.41	4.18	4.80				

IEUCC 811 Call Before You Dig 811 Lamar Advertising Proposal

As of 08/26/2024



James Wohrle Jr. // Senior Account Executive
Lamar Advertising Company of Spokane, WA
O: 509.489.4684 / C: 509.362.2599
1015 E Cataldo Spokane, WA 99202
lamar.com/Spokane

Here are 2 proposals based on a \$12,000 budget.

1st Proposal: Shorter Date Run, More boards:

6/1-7/26 (8 weeks)

Print 13 poster flexes, \$1,300 production.

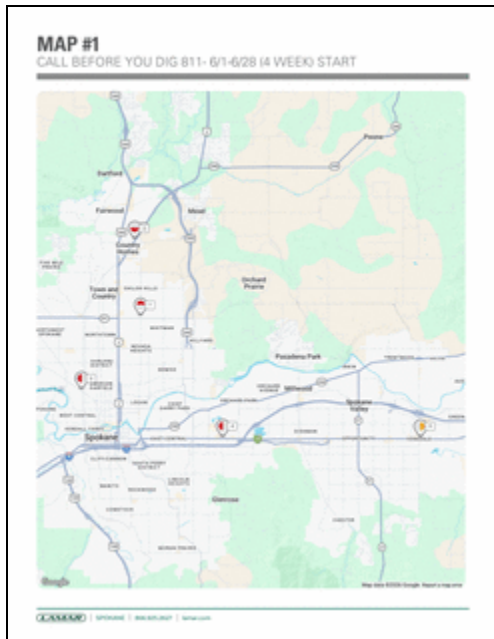
Use 8 of these as paid boards and 5 of these as bonuses. Then we would have 2 digital boards, one for each four-week period.

Sell you 4 static boards and 1 digital billboard for 4 weeks (6/1-6/28), then sell you 4 different static boards and 1 different digital billboard for 4 weeks (6/29-7/26).

You would be up on 15 billboards around town for 8 weeks.

Here is an example of what this would look like location-wise for paid placements. Note that the bonus locations are TBD. We will select those the week before they are posted, but we will spread these around town to give you more coverage in areas where we are not currently active.

6/1-6/28 (4 weeks) Starting locations:



[Call Before You Dig 811 6 1 6 28 4 week Start](#)

6/29-7/26 (4 weeks) 2nd Set of locations:



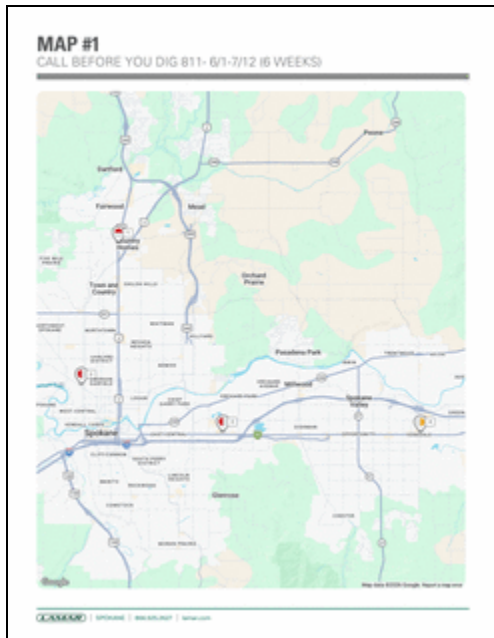
[Call Before You Dig 811 6 29 7 26 4 weeks 2nd Set](#)

2nd Proposal: Longer Date Run, Fewer boards:

6/1-8/23 (12 weeks) Print you 11 poster flexes, \$1,100 production.

Sell you 3 static boards, and 1 digital board per 4 weeks. 5 bonus static posters.

6/1-7/12 (6 weeks) 3 static, 1 digital.



[Call Before You Dig 811 6 1 7 12 6 weeks](#)

7/13-8/23 (6 weeks) 3 static, 1 digital.



Call Before You Dig 811 7 13 8 23 6 weeks